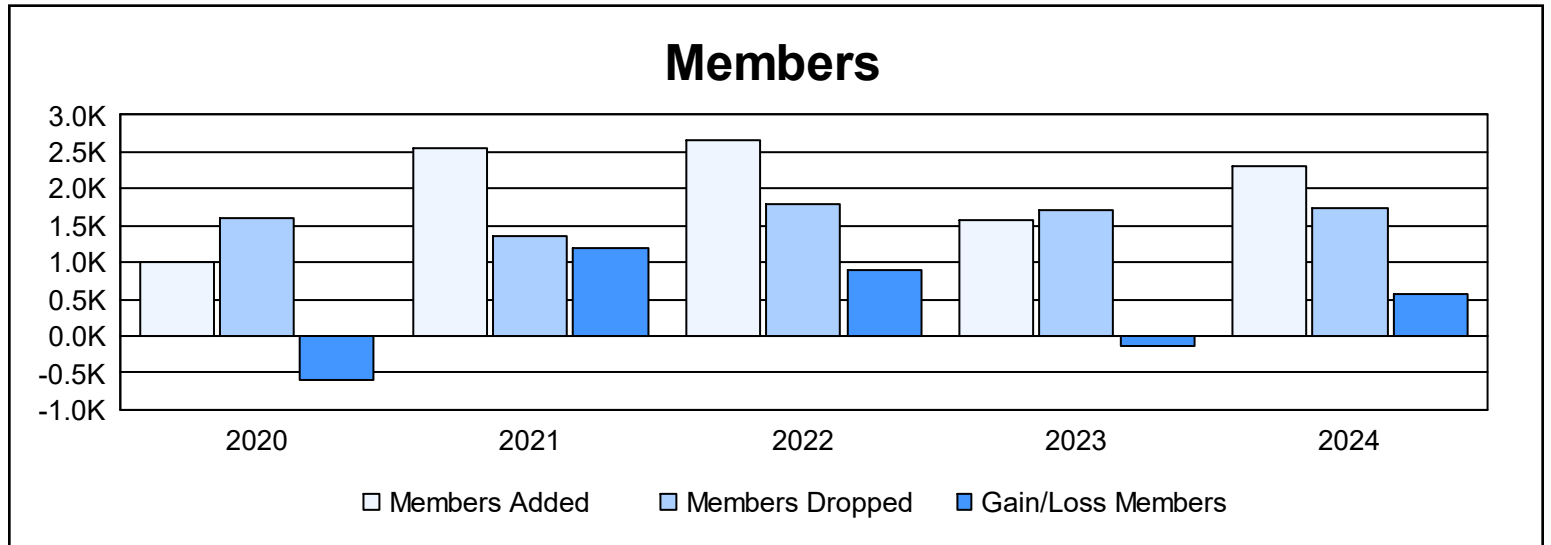
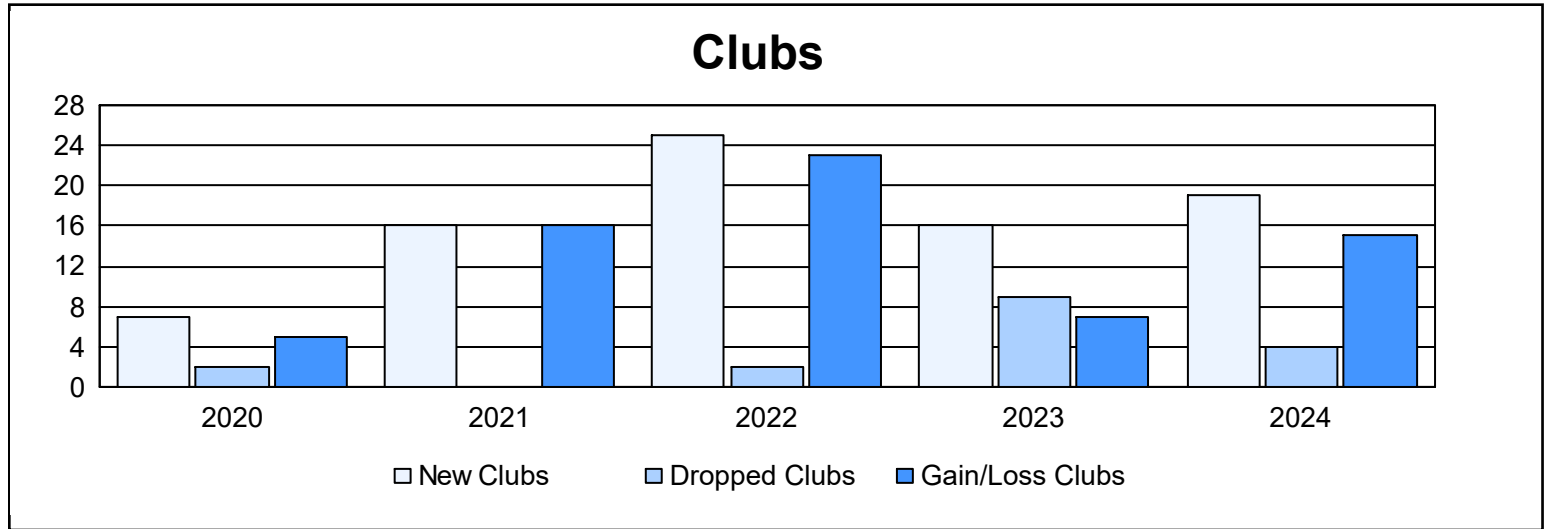
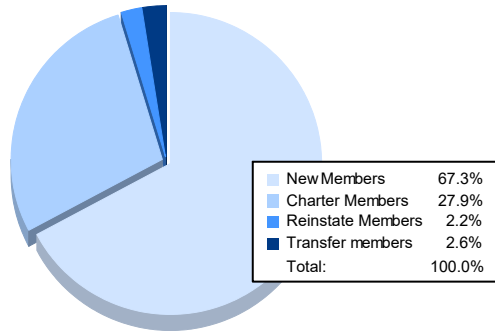


Year	New Clubs	Dropped Clubs	Gain/ Loss Clubs	New Members	Charter Members	Reinstate Members	Transfer Members	Total Member Added	Total Members Dropped	Gain/ Loss Members
2019-2020	7	2	5	523	265	198	19	1,005	1,599	-594
2020-2021	16	0	16	1,804	562	158	36	2,560	1,358	1,202
2021-2022	25	2	23	1,725	783	116	46	2,670	1,780	890
2022-2023	16	9	7	998	463	82	22	1,565	1,710	-145
2023-2024	19	4	15	1,552	644	51	59	2,306	1,736	570
Average	17	3	13	1,320	543	121	36	2,021	1,637	385



Membership Composition June 2024 Cumulative



Gender Composition June 2024 Cumulative

